

# User Manual for Online Payment

---

## DAMAN MUNICIPAL COUNCIL



Prepared by

**SoftTech Engineers Ltd.**

**SoftTech**  
Empowering Transformation

## Table of Contents

<b>1. GUIDELINES FOR ONLINE PAYMENT</b> .....	<b>1</b>
1.1 TECHNICAL/PROFESSIONAL PAYMENT .....	2
1.2 GENERAL PAYMENT .....	5

## 1. Guidelines for Online Payment

The **Daman Municipal Corporation (DMC)** has adapted the online payment method that brings transparency to the system. The automatic process of payment makes easier for end-user to pay the fees, charges, and challans from anywhere and at any time. There are two ways one can perform the online payment with BPAMS Application.

The first way to do the online payment is from the DMC Login page. As shown below

**The login page of the DMC has two options for the payment:**

1. Technical/Professional Payment (Payment after New Registration of an architect)
2. General Payment (To pay Permission fees, Labor Cess charges. etc.)

## 1.1 Technical/Professional Payment

After the successful registration of an architect, the payment is generated. To pay the registration fees, either select the **Technical/ Professional payment** (from DMC home page) or click **Online Payment** which appears after a successful registration as shown below.

Welcome to Professional/ Consultant Registration Portal

**Registration Successfully**

You have been registered successfully for Building Planning Approval Management System For Damam Municipal Corporation. Registration amount is not refundable.

Challan No. : DMC/RG/CH0005/2020  
Amount : 3000.00/-  
Pay Registration Amount : [Online Payment](#)

**ONLINE PAYMENTS** AutoDCR

Registration Details	Payment Option
<input checked="" type="radio"/> Registration No. <input type="radio"/> Challan No. CAO/NCSEA Registration/Challa No. <input type="text" value="REG1478"/> <input type="button" value="GO"/> Owner Name Samsungmingching Challan No. <input type="text" value="DMC/RG/CH0005/2020"/> <input type="button" value="v"/> Amount to Pay(Rs.) <input type="text" value="3000"/>	<input checked="" type="radio"/> Internet Banking <input type="radio"/> ISG Pay <input type="radio"/> Credit <input type="radio"/> Debit Card <input type="button" value="Pay"/>

1. Enter **Registration No.**
2. Click GO.

The **Owner Name, Challan No.** and **Amount to Pay (Rs.)** details will be fetched automatically. Select the payment option.

3. Click **Pay**, it redirects you to the payment confirmation page.

Payment Confirmation	
Application No.	
Challan No.	DMC/RG/CH0005/2020
Transaction Ref. No.	DAMAN_3124
Amount	3000.00
Payment Gateway	ISG Pay

**Pay**

4. Again click **Pay**, it redirects you to the payment portal page.

Session will expire in 8:18

Pratik Param123 @ LATUR

Amount Payable :3000 INR Transaction ID : DAMAN\_3129

**Debit Card**

Enter Debit Card Number  
4005 5598 76540 **VISA**

Enter Card Holder Name  
Saurabh Pawar

Card Expiry Date CVV/CVD2  
02 2025 ... 123

saurabh23@gmail.com

918954123658

**Make Payment** Cancel


**GREAT DEALS**

Select the payment option from the left menu panel as per your requirement. After selection (e.g. Debit Card)

1. Enter the Debit Card/ Credit Card number. (Based on selected option)
2. Enter the Card Holder Name.
3. Card Expire Date and CVV number.

The e-Mail ID and Mobile number will be fetched automatically.



- Click **Make Payment**. The below window appears, enter the **OTP** (One Time Password), that you have received on your respective Mobile No. Click **Verify**.



## Verify Your Identity


An OTP has been sent to your Mobile Number. Please enter the 6 digit OTP below

The successful payment page appears as shown below.


Online Payments


Payment Details	
Name	Saurabh Pawar
Type	Registration
Transaction Amount	3,000.00
Transaction ID	007310134395
Transaction Status	success
Receipt No.	DMC/RC/0005/Year <a href="#" style="border: 1px solid #ccc; padding: 2px;">Print</a>

If the user wants to print the document, click **Print**. The below Payment Receipt appears.



## Daman Municipal Council

Payment Receipt

<b>Receipt No.</b>	: DMC/RC/0005/Year	<b>Receipt Date</b>	: 13 March, 2020
<b>Challan No</b>	: DMC/RG/CH0005/2020	<b>File No</b>	: -

---

<b>Applicant Name</b>	: Saurabh Pawar		
<b>Amount (INR)</b>	: ₹ 3,000.00		
<b>Amount (In Words)</b>	: Rupees Three Thousand Only		
<b>Transaction Type</b>	: Net Banking / Credit Card / Debit Card		
<b>Payment Made At</b>	: Online		

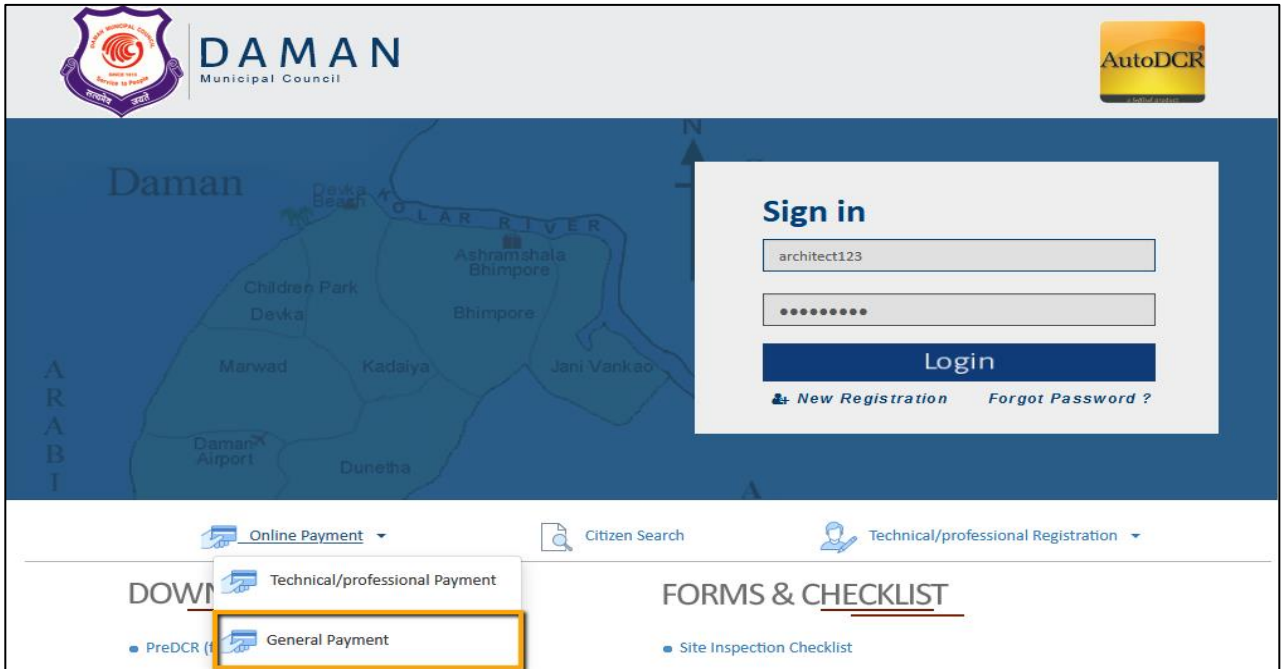
<b>Payment Details</b>		
<b>Transaction No.</b>	: 007310134395	<b>Date</b> : 13 March, 2020

**SIGNATURE OF THE CONCERNED STAFF**

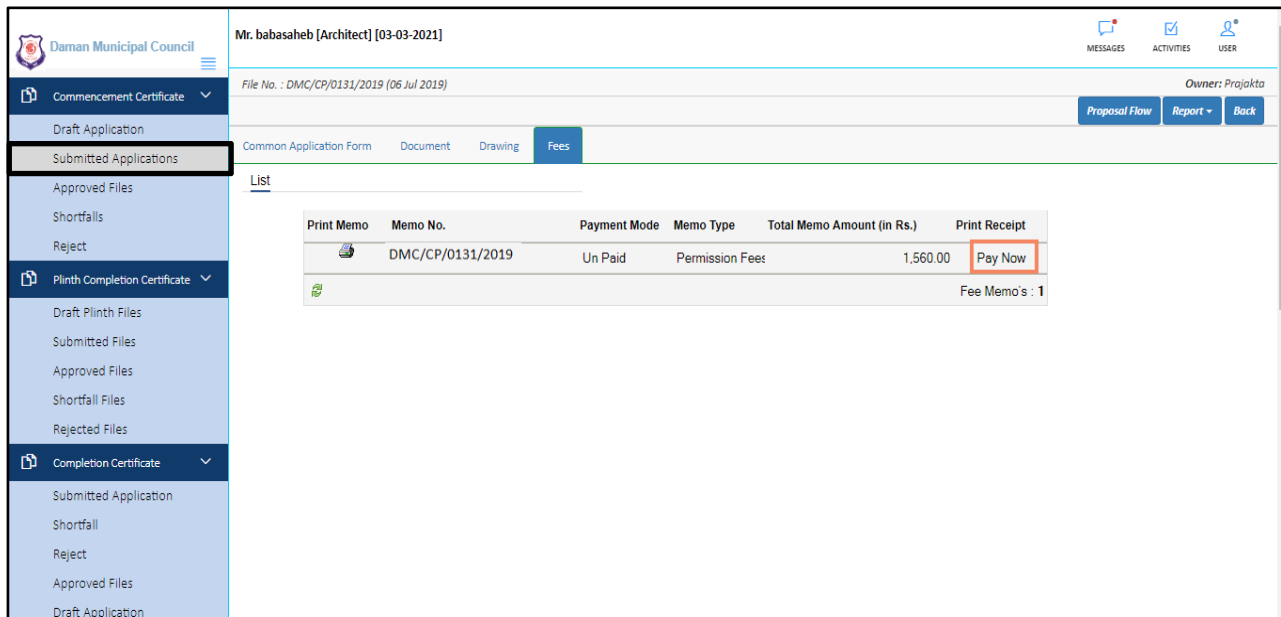
## 1.2 General Payment

The general payment options are available for the user to pay the Permission Fees, Labor cess charges, etc.

The user can make payment either from the Login page or from the architect's console as shown in the below screenshot.



Either select **General Payment** from the Login page or click **Pay Now** from the architect's console. The online payments page appears as shown below.



The screenshot shows the 'ONLINE PAYMENTS' interface. On the left, the 'File Details' section contains the following information:
 

- File No./Challan No. (radio buttons)
- Enter File/Challan No.: DMC/CH/0004/2020 (with a 'GO' button)
- File No.: DMC/CP/0008/2020 (dropdown menu)
- Architect Name: Sagar Londhe
- Owner Name: Owner1
- Case Type: New
- Challan No.: DMC/CH/0004/2020 (dropdown menu, highlighted with a yellow box)
- Challan Type: General
- Amount to Pay(Rs.): 28,564

 On the right, the 'Payment Option' section shows:
 

- ISG Pay (radio button)
- Internet Banking (selected radio button)
- Credit (radio button)
- Debit Card (radio button)
- A 'Pay' button at the bottom.

1. Enter the proposal **File No.** or **Challan No.**
2. Click **GO**.

The **Architect name, Owner Name, Case Type, Challan No., Challan Type** and **Amount to Pay** details will be fetched automatically.

The user needs to pay the challan which is generated against the particular proposal file number. The challan No. can be selected from the drop-down. The challan can be more than one for a single proposal file.

3. Click **Pay**, select the payment option and it redirects you to the payment confirmation page as shown below.

The screenshot shows the 'ONLINE PAYMENTS' interface with the 'Payment Confirmation' section. The details are as follows:
 

- Application No.
- Challan No.: DMC/RG/CH0005/2020
- Transaction Ref. No.: DAMAN\_3124
- Amount: 28,564
- Payment Gateway: ISG Pay
- A 'Pay' button at the bottom, highlighted with a yellow box.

4. Again click **Pay**, it redirects you to the payment portal page.
5. Select the payment options from the left menu panel as shown below.



Session will expire in 8:18

Pratik Param123 @ LATUR

Amount Payable : 28,586 INR

Transaction ID : DAMAN\_3129

Debit Card

Enter Debit Card Number

4005 5598 76540 **VISA**

Credit Card

UPI

Enter Card Holder Name

Saurabh Pawar

Google Pay

NEFT/RTGS

Card Expiry Date

CVV/CVD2

02 2025 ...

saurabh23@gmail.com

918954123658

**Make Payment** Cancel

PCV DSS MasterCard SecureCode Verified by VISA RuPay

Great Online Shopping Festival

GREAT DEALS

1. Enter the Card Number (Based on the selected options).
2. Enter the Card Holder Name
3. Enter the Card expiry date and CVV number.
4. Click **Make Payment**. The below page opens. Enter the **OTP** and then click **Verify**.

iSG pay

### Verify Your Identity

An OTP has been sent to your Mobile Number. Please enter the 6 digit OTP below

111242 **Verify**

The successful payment page appears. As shown below.

Online Payments

Payment Details	
Name	Saurabh Pawar
Type	Registration
Transaction Amount	28564
Transaction ID	007310134395
Transaction Status	success
Receipt No.	DMC/RC/0005/Year <a href="#">Print</a>